

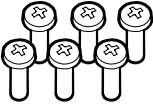


## 19" Rack Mount Ears for VMAX® G4 Recorders Installation Guide

DW-G419RE

### WHAT'S IN THE BOX


19 Mount Ears		2	Quick Setup Guide		1
Mounting Screws M3.0mmx8.0mm Round Washer Head Screws		6			

### INSTRUCTIONS

1. Use the screws included to secure the rack mount ears to the recorder.



2. Secure the recorder to the enclosure (screws not provided).



**NOTE:** Download all your support materials and tools in one place

1. Go to: <http://www.digital-watchdog.com/resources>
2. Search your product by entering the part number in the **'Search by Product'** search bar. Results for applicable part numbers will populate automatically based on the part number you enter.
3. Click **'Search'**. All supported materials, including manuals and quick start guide (QSGs) will appear in the results.

